

National Digital Literacy Programme (NDLP) Briefing by Head of Department, ICT

This deck of slides will be available at

<https://www.navalbasesec.moe.edu.sg/>

Broad National Picture

The National Digital Literacy Programme (NDLP)

- The NDLP aims to make digital learning inclusive by strengthening our students' digital literacy and acquiring digital skills to be future-ready.

The Personal Learning Device

- Every secondary school student will own a school-prescribed personal learning device (PLD). Students may use funds from their Edusave Account to pay for the PLD.

Home Based Learning Day

- Support blended learning

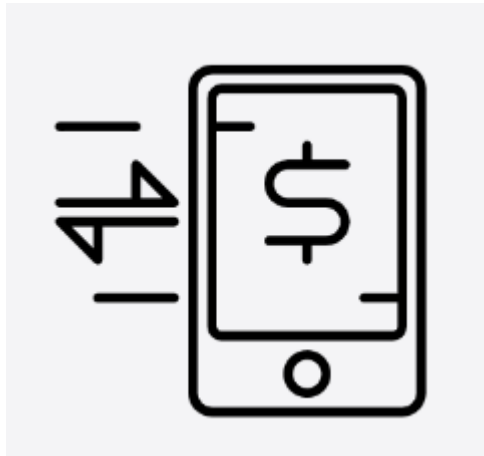


Personalised Learning Environment

- Support the Development of Digital Literacy
- Support Self-Directed and Collaborative Learning
- Enhance Teaching and Learning

Device & Funding Information

Personal Learning Device (NBSS)



Funding

Apple iPad 10.9 10th Gen (Wi-Fi only)

- ✓ Processor: A14 Bionic Processor
- ✓ Includes 256 GB ROM Upgrade
- ✓ Includes 3-year AppleCare+ and insurance

*Add-ons included in bundle
(1 Year Warranty):*

- ✓ Apple Pencil (USB-C)
- ✓ Logitech SlimFolio Keyboard Case



Funding Information



Funding

Cost (inclusive GST): \$1076.90

**Edusave Balance
(for Singapore Citizen)**

*Largely sufficient for vast majority
of students*

Financial Assistance

For Singapore Citizen Students

(including those on FAS),

with GHI \leq \$4,400 or PCI \leq \$1,100



Check your Edusave balance: 6260 0777

Cyber Wellness

Cyber Wellness Education through CCE & school programmes

To develop students to be **respectful, safe, and responsible users of technology.**

The broad topics covered in Cyber Wellness lessons are:

- Cyber Use
- Cyber Identity
- Cyber Relationships
- Cyber Citizenship
- Cyber Ethics



Digital Parenting Tips

Guide your child to use technology effectively for learning.

Protect your child from online dangers and teach them to respect others online.

Guide your child to use the device in a balanced and productive manner.



Additional Resources for Parents

To support you in keeping your child/ward safe online, you may refer to these additional resources:

- Parent Handbooks (I) and (II) on Learning with a Personal Learning Device (shared by the school)
- Parent Kit on Cyber Wellness for Your Child (<https://go.gov.sg/moe-cyber-wellness>)
- Parent Kit on Raising a Digitally Smart Child (<https://go.gov.sg/moe-raising-a-digitally-smart-child>)
- Parenting with MOE: Instagram Live session on Raising Digitally Smart Kids (<https://go.gov.sg/iglive-raising-digitally-smart-kids>)
- Schoolbag article 'Keeping our teens safe online' (<https://www.schoolbag.edu.sg/story/keeping-our-teens-safe-online>)
- MOE Cyber Wellness Programme (<https://www.moe.gov.sg/education-in-sg/our-programmes/cyber-wellness>)
- Media Literacy Council's Resources for Parents (<https://go.gov.sg/better-internet-sg>)
- National Library's Learning & Information Literacy Resources (<https://sure.nlb.gov.sg/>)
- TOUCH Community Services (<https://help123.sg>)

Role of Device Management Application (DMA)

Device Management Application (DMA)



*Safe and effective
use of devices
(including DMA)*

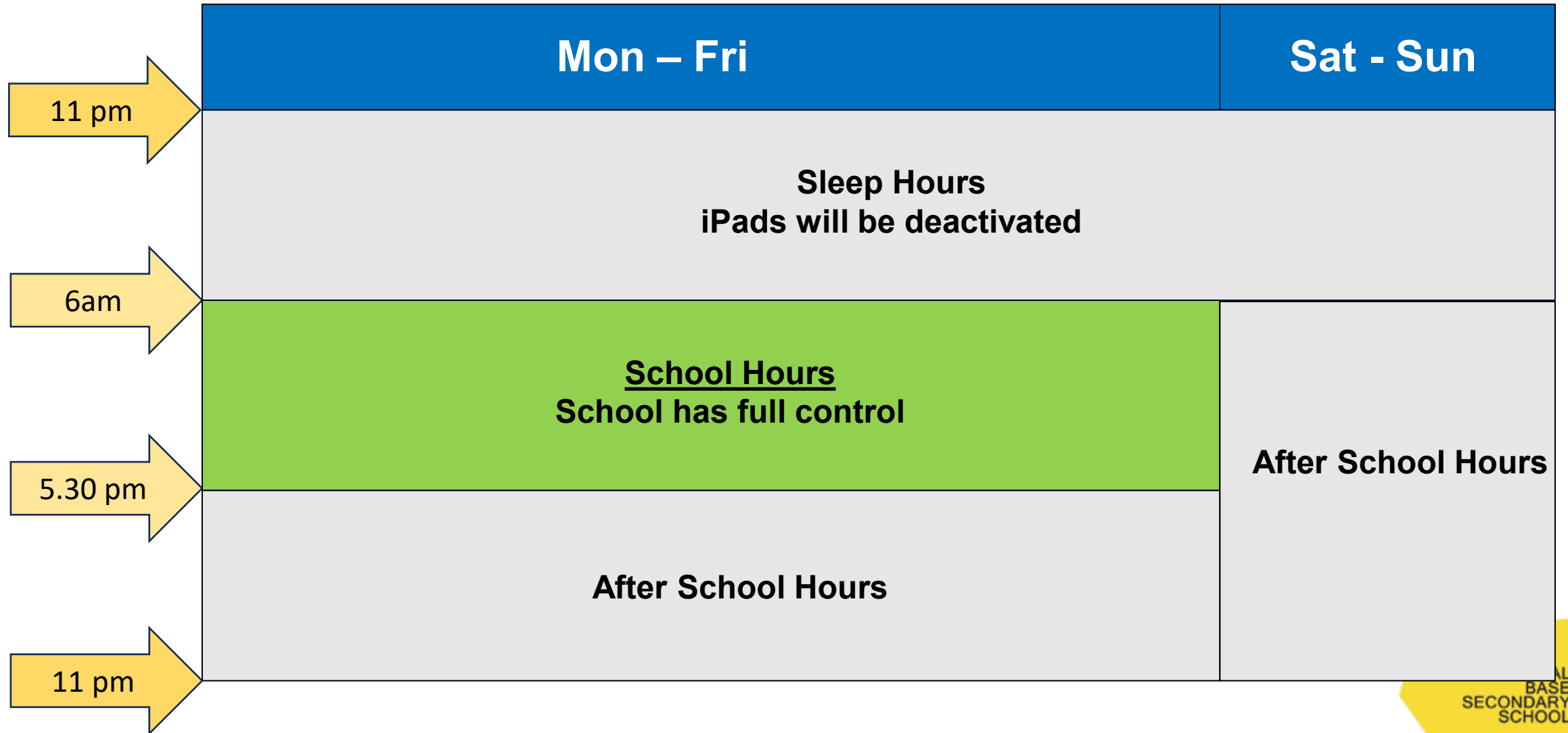
- ✓ **Connect seamlessly to the school Wi-Fi**
- ✓ Provide a safer digital environment for learning
- ✓ Remotely deploy T&L apps and security patches
- ✓ Enable teachers to monitor and control students' screens
- ✓ Promote cyber-wellness and limit screen time
- ✓ Installation of the DMA will be performed after collection of PLD
- ✓ DMA will be funded by MOE and will be uninstalled when your child graduates/leaves the school

Data Privacy

The DMA does **NOT** collect any of the following data:

- Login IDs and passwords entered into websites or into any applications
- Actions performed (e.g. posts, online comments, items added to a shopping cart, etc.) when visiting websites and using apps
- Documents and photos stored in the PLDs
- **Exact PLD location**
- Videos and microphone recordings

DMA Overview

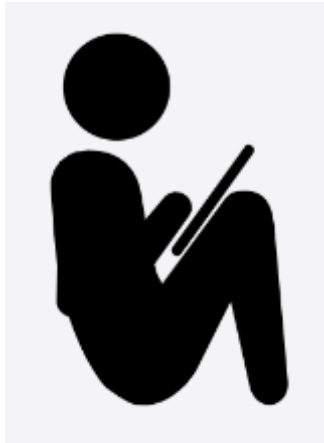


Details of After-School DMA Parent Options

	Default	Option A (Parents can modify DMA settings)	Option B (Disable DMA settings)
Web content filtering	MOE & School sets level of filtering	Parents/Guardians will be able to include additional web content filtering by submitting a request to the school.	No content filtering at all after school hours.
Control of applications	Parents/Guardians cannot install additional applications	Parents/Guardians can install additional applications*	Parents/Guardians can install additional applications*
Limit screen time	School sets limits (6 am to 11 pm)	Parents/Guardians can modify limits to screen time after school hours	No limits to screen time

Access of Information

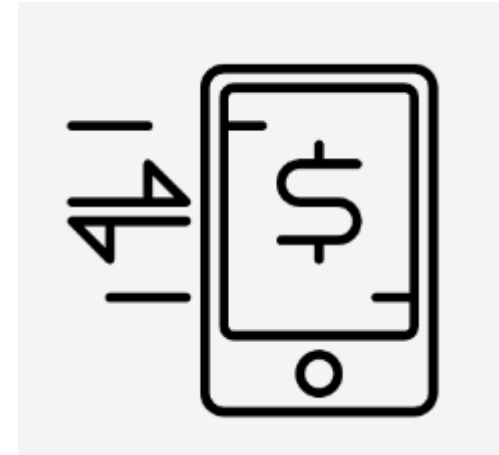
Detailed information on the following will be posted on the school website as well as Parents Gateway:



How your child will use the device



Safe and effective use of devices (including the Device Management App)



Funding

What's Next?

For Singapore Citizens (SC) Students

Time Frame	Activity
By latest 6 Jan 2025 (Monday)	Submit the following (found in Parents Gateway) (a) Parental Consent for the Purchase of Personal Learning Device (PLD) via the FormSG link (b) Standing Order for Use of Edusave Account via PG (*if you prefer hardcopy for the Edusave form, you can get from the admin office)
Term 1 (TBC)	Collection of devices by students

For Permanent Residents / International Students

Time Frame	Activity
By latest 6 Jan 2025 (Monday)	Submit the following (found in Parents Gateway) (a) Parental Consent for the Purchase of Personal Learning Device (PLD) via the FormSG link
29 Feb 2025 onwards (TBC)	Parent/Guardian to make payment via Giro/cash upon receiving the school bill.
Term 1 (TBC)	Collection of devices by students

HBL Day

HBL Dates in 2025

Term 1	HBL Session	Term 2	HBL Session
10 Jan	HBL 1	4 Apr	HBL 1
17 Jan	HBL 2	2 May	HBL 2
31 Jan	HBL 3	16 May	HBL 3
14 Feb	HBL 4	30 May	HBL 4
28 Feb	HBL 5		
14 Mar	HBL 6		

Term 3 & 4 HBL dates to be confirmed at a later date.

Brief Overview of HBL Plans

Time	Description
0740 - 0755	Morning video conferencing with Form Teachers via Ms Teams*
0800-1200	Subjects:
(Total of about 4 hours, including time for homework)	English Mathematics Science, Mother Tongue Language/Social Studies
1200-1300	Student-Initiated Learning

Students with no learning devices for 1st few HBL days, can loan iPads from the school if required. Limited sets available.

NATIONAL DIGITAL EXPLORER 2025

OBJECTIVES

To equip students with **practical digital skills for future digital workplace**

- To encourage students to be self-directed learners who **take ownership** of their **learning**
- To provide students with the opportunity to gain **an international outlook** with ICDL Asia Digital Challenge
- To serve as a digital portfolio for **DSA/ EAE applications**

NDE 2025 – Workforce Documents (Learn)

- Cost: \$10 (before GST) for access to all the essential modules in e-Learning Portal – **Fully subsidized**
- part of baseline ICT skills
- Certificate of completion

Timeline (Sec 1)

Dates	Activities
4 Apr	Complete 1 or 2 categories for each HBL day/ school holidays.
2 May	
16 May	
30 May	
June Holidays	
Term 3	Complete all the incomplete categories.

Students must complete ALL categories (not allowed to skip any videos or hands on activities) to get the Certificate of Completion.

Frequently Asked Questions

Frequently Asked Questions & Answers

- 1. If my child already has a device, do I still need to buy one from the school?**
 - No, if the current one meets the school requirements
 - Required items: iPad, Apple Pencil (or compatible), portable keyboard
 - **Must bring the device for factory reset & DMA installation at school**
- 2. Can my child share one device with siblings?**
 - Strongly encourage each student to have their own prescribed device
 - PLDs would be used in school daily and for learning after school making sharing impractical.

Frequently Asked Questions & Answers

3. Can students opt not to purchase the device?

- All students must have a PLD for teaching and learning.
- Singaporean students can use Edusave with further subsidies for lower-income households
- Students without a compatible device are encouraged to make a purchase.

Frequently Asked Questions & Answers

4. What is the expected shelf life of the PLD? What happens after the student graduates?

- 3 to 4 years, covering secondary school duration
- School will uninstall DMA upon graduation, restoring full device control to students.
- If student's PLD needs to be installed with DMA in JC/MI, it can be reinstated.



THANK YOU