

National Digital Literacy Programme Briefing for Parents

Broad National Picture

The National Digital Literacy Programme

- The NDLP aims to make digital learning inclusive by equipping students with the digital skills to be future-ready

The Personal Learning Device

- Every secondary school student will own a school-prescribed personal learning device (PLD)

Home Based Learning Day


- Support blended learning

Personalised Learning Environment



- Support the Development of Digital Literacy
- Support Self-Directed and Collaborative Learning
- Enhance Teaching and Learning

Use of Device



*How your child
will use the
device*

A multi-modal learning resource

Much like a textbook but more!

A productivity tool

Note-taking, calendaring

Access to digital platforms

*Student Learning Space (SLS),
Zoom, school-subscribed apps*

Management of Device



*Safe and effective
use of devices
(including the Device
Management App)*

Classroom Routines

- ✓ *To bring a fully-charged PLD to school everyday*

Cyber Wellness Curriculum

Device Management App (DMA)

- ✓ *To remotely deploy T&L apps and security patches*
- ✓ *To enable teachers to monitor and control students' screens*
- ✓ *To promote cyber-wellness and limit screen time*
- ✓ ***Default mode strongly encouraged***

DMA Installation

- Your child's/ward's PLD will be installed with a DMA to provide a safer digital environment for learning.
- DMA will be installed after the collection of the device. Students will be guided on the installation.
- The installation of DMA applies to both devices purchased through the school and any student-owned devices that parents/guardians opt for the student to use in lieu of the school-prescribed PLD.
- The DMA will be funded by MOE and will be uninstalled from the device when your child/ward graduates/leaves the school.

In-School DMA Settings (Default)

Schools will determine DMA settings for **in-school use**. As a default, these settings will continue to be in place after school as well:

- MOE and the school will set the level of web content filtering, including filtering out objectionable content or content that may not be conducive to teaching and learning (e.g. pornography, gambling, or websites containing extremist content)

Students will be able to use the device from the following timing:

School Hours: 0600 - 1500 hrs

After School Hours: 1500 - 2300 hrs

Sleep Hours: 2300 - 0600 hrs

- The school will determine the apps and programs to be installed to support teaching and learning

Providing Parents/Guardians with Greater Choice of After-School DMA Parent Options

The following tables outline the different levels of restrictions, controls, and monitoring for the different DMA options after school hours.

| Default | Option A | Option B |
|--|--|--|
| <p>In-school DMA settings will continue after school hours</p> | <p>Parents/Guardians can modify the DMA settings after school hours</p> | <p>Parents/Guardians can choose to disable DMA after school hours</p> |
| <p>For parents/guardians who want their child’s/ward’s use of the device to be restricted only to teaching and learning and prefer to leave it to the school to decide on DMA settings after school hours.</p> | <p>For parents/guardians who want more leeway over the use of the device and prefer to take charge of the level of restrictions for their child’s/ward’s use of the device after school hours.</p> | <p>For parents/guardians who do not want their child’s/ward’s use of the device to be regulated by DMA after school.</p> |

- Having default school settings continue after school hours is the best option for parents/guardians who prefer not to, or do not feel ready to manage their child’s/ward’s device use on their own.

Providing Parents/Guardians with Greater Choice of After-School DMA Parent Options

| | Default | Option A | Option B |
|--|---|---|-----------------------------|
| Protecting students from objectionable content | MOE/school sets level of web content filtering | Parents/Guardians can apply additional content filtering | No content filtering |
| Reduce distractions from learning through control of applications | Parents/Guardians and students are <u>unable</u> to install additional applications | Parents/Guardians and/or students can install additional applications after school hours, but these applications are disabled during school hours | |
| Limit screen time | School sets hours during which students are able to use the device online | Parents/Guardians can modify the amount of screen time | No control over screen time |

Providing Parents/Guardians with Greater Choice of After-School DMA Parent Options

| | Default | Option A | Option B |
|---|---|----------|--|
| Parent/guardian account | Provided to allow monitoring of PLD activities after school hours | | Not provided |
| Monitor students' cyber activities | Parents/Guardians can track their child's/ward's browser history after school hours | | <p>Parents/Guardians will <u>not</u> be able to monitor or control their child's/ward's use of the device through the DMA after school hours</p> <p>No data* will be collected during use of PLD after school hours</p> |

Data Collected by the DMA

The DMA does **NOT** collect any of the following data:

- Login IDs and passwords entered into websites or into any applications
- Actions performed (e.g. posts, online comments, items added to a shopping cart, etc.) when visiting websites and using apps
- Documents and photos stored in the PLDs
- PLD location
- Webcam videos and microphone recordings

Cyber Wellness Education in CCE

Educating students on Cyber Wellness

MOE has made significant changes to the Character and Citizenship Education (CCE) curriculum. Cyber Wellness lessons will feature significantly in these lessons.

The broad topics covered in Cyber Wellness are:

- Cyber Use
- Cyber Identity
- Cyber Relationships
- Cyber Citizenship
- Cyber Ethics


Cyber Wellness Education in CCE

Throughout their Secondary School education, students will learn about:

- Balanced use and self control
- Cyber bullying and Upstanding
- How to be a positive influence online
- How to handle online falsehoods
- How to manage social media (peer influence, emotions, echo chambers)
- Online relationship and Online safety (grooming, self disclosure)
- To respect intellectual property rights

Cyber Wellness Programmes

In addition to these lessons, through various programmes in school, students will continue to learn to be **respectful, safe, and responsible users of technology.**



Digital Parenting Tips

Guide your child to use technology effectively for learning.

Protect your child from online dangers and teach them to respect others online.

Guide your child to use the device in a balanced and productive manner.



Parent Handbook

Digital Parenting Tips: How can I help my child to navigate the digital environment?

As your child will be learning with a PLD, they might spend more time on digital devices, have more online interactions with friends, and show a desire to explore more online. Here are some examples on how you can complement the school's efforts to support your child in his/her learning:


Guide Your Child to Use Technology Effectively for Learning



Guide your child to search for credible information online

Mum, I am going to Pulau Ubin with my friends. I heard that there are a lot of mosquitoes there. Is it true that mosquitoes only bite at certain times of the day?

Let's do an online search together, using **key words** related to the topic. We can also use the **S.U.R.E framework**. First we check if the **source** of information is credible and **understand** the information by looking for facts not opinions. Next, **research** and compare multiple sources before **evaluating** the information from different angles.




Additional Resources for Parents

To support you in keeping your child/ward safe online, you may refer to these additional resources:

- Parent Handbooks (I) and (II) on Learning with a Personal Learning Device (shared by the school)
- Parent Kit on Cyber Wellness for Your Child (<https://go.gov.sg/moe-cyber-wellness>)
- Parent Kit on Raising a Digitally Smart Child (<https://go.gov.sg/moe-raising-a-digitally-smart-child>)
- Parenting with MOE: Instagram Live session on Raising Digitally Smart Kids (<https://go.gov.sg/iglive-raising-digitally-smart-kids>)
- Schoolbag article 'Keeping our teens safe online' (<https://www.schoolbag.edu.sg/story/keeping-our-teens-safe-online>)
- MOE Cyber Wellness Programme (<https://www.moe.gov.sg/education-in-sg/our-programmes/cyber-wellness>)
- Media Literacy Council's Resources for Parents (<https://go.gov.sg/better-internet-sg>)
- National Library's Learning & Information Literacy Resources (<https://sure.nlb.gov.sg/>)
- TOUCH Community Services (<https://help123.sg>)

Access of information

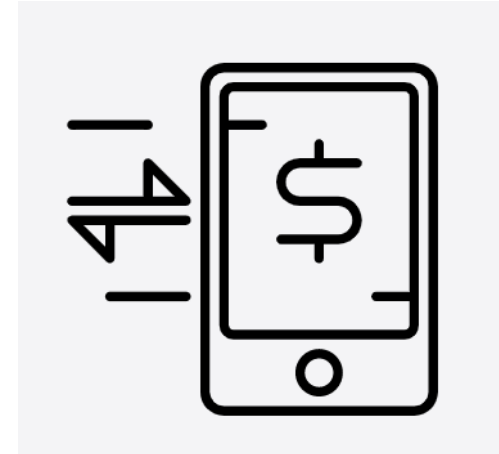
Detailed information on the following will be posted on the school website, and through a message on Parents Gateway:



How your child will use the device

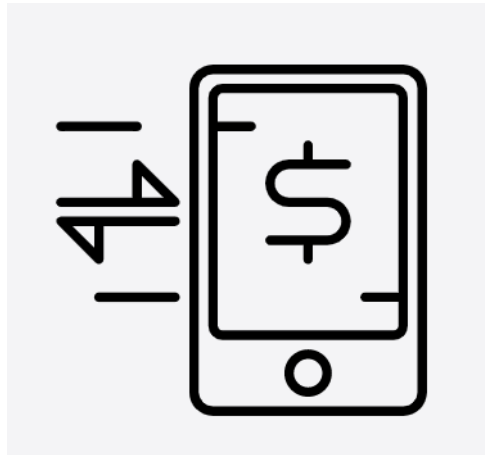


Safe and effective use of devices (including the Device Management App)



Funding

Personal Learning Device (NBSS)



Funding

Apple iPad 10.9 10th Gen (Wi-Fi only)

- ✓ Includes 256 GB ROM Upgrade
- ✓ Includes 3-year AppleCare+ and insurance

Add-ons included in bundle (1 Year Warranty):

- ✓ Apple Pencil (USB-C)
- ✓ Logitech SlimFolio Keyboard Case



PLD Bundle

Device Bundle includes

Model: Apple iPad 10.9 10th Gen

- Processor: A14 Bionic Processor
- Memory (GB): 4GB
- Storage (GB): 64GB
- Enhanced Bundle Warranty: 3-Year carry-in warranty
- Enhanced Bundle Insurance: 3-Year insurance

Upgrade Item(s)

- Storage: Upgrade to 256GB Storage

Add-on/Accessories Item(s) (1 Year Warranty)

- Apple Pencil (USB-C)
- Logitech SlimFolio Keyboard Case

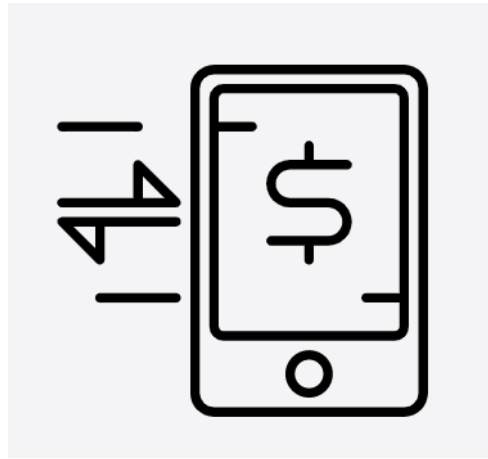
Insurance Coverage

The package includes a 3-year warranty, and 3-year insurance which includes:

| Insurance Coverage | Claimable |
|---|--|
| <ul style="list-style-type: none">• Fire• Lightning• Power Surges• Accidental e.g water spillage, drop, screen crack etc• Theft due to forcible entry• Robbery <p>* Accidental loss will not be covered by insurance.</p> | 2 repairs or 1 replacement (3-year insurance) |

Funding Support for Singapore Citizen (SC) Students

Cost (Inclusive of GST): \$1249.10



Funding

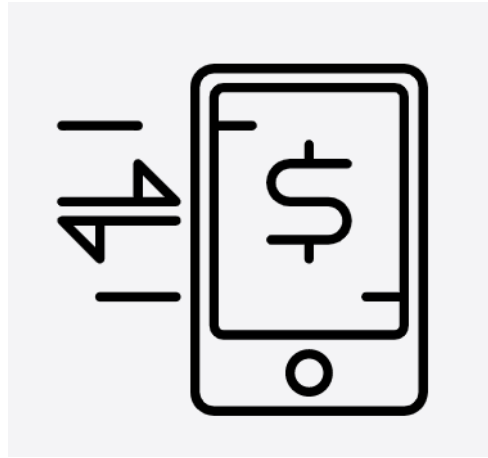
The cost of the device bundle can be paid using your child's/ward's Edusave account, after setting aside provision for payment of miscellaneous fees.

To ensure the affordability of devices, MOE has provided Edusave top-ups of \$200 in 2020 to 2022, and \$300 in 2023, to all eligible Singaporean students in primary and secondary schools.

This is on top of the annual \$290 credited into the Edusave account for Secondary School students.



Funding Support for Singapore Citizen (SC) Students



Funding

For SC students who are on **MOE Financial Assistance Scheme** or whose family's monthly income meets the following criteria:

Gross Household Income (GHI) \leq \$3,000, or
Per Capita Income (PCI) \leq \$750

MOE will subsidise 50% of device bundle cost or \$350, whichever is lower.

The remaining amount will be payable from the students' Edusave account. If there is insufficient balance in the students' Edusave account for the remaining amount, MOE will provide additional subsidy so that the cash out-of-pocket (OOP) is \$0.



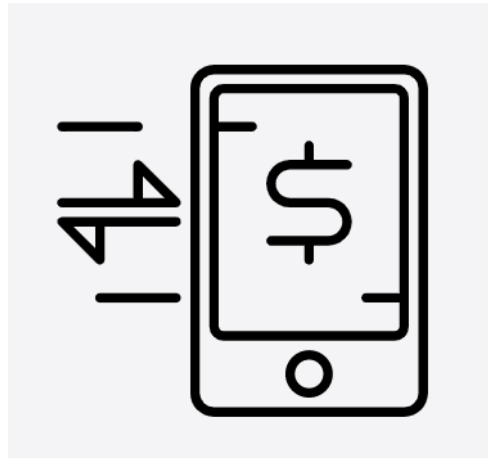
Funding Scenario: Student A (SC)



| Student A (SC on MOE FAS) GHI ≤ \$3,000 or PCI ≤ \$750 | |
|---|--|
| Device Bundle Cost | \$1249.10 |
| Student Subsidy | \$350 |
| Available Edusave Balance <i>(After setting aside for misc fees)</i> | \$500.00 before deduction \$500.00 will be deducted |
| Additional Subsidy | \$399.10 |
| Cash Out-of-pocket | \$0.00 |

For more details on financial assistance, please approach the school.
Each student would receive a personalised bill subsequently.

Funding Support for Singapore Citizen (SC) Students



Funding

For SC students whose family's monthly income is:
 $\$3,000 < \text{Gross Household Income (GHI)} \leq \$4,400$,
or

$\$750 < \text{Per Capita Income (PCI)} \leq \$1,100$
MOE will subsidise 30% of device bundle cost or
\$200, whichever is lower.

The remaining amount will be payable from the students' Edusave account. If there is insufficient balance in the students' Edusave account for the remaining amount, MOE will provide additional subsidy so that the cash out-of-pocket (OOP) is not more than \$50.



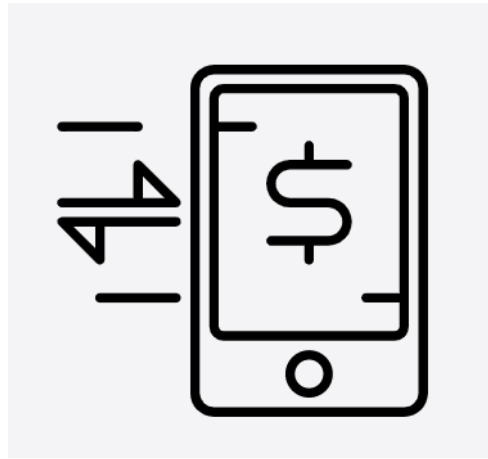
Funding Scenario: Student B (SC)



| Student B (Non MOE-FAS SC from lower income family) $\\$3,000 < \text{GHI} \leq \\$4,400$ or $\\$750 < \text{PCI} \leq \\$1,100$ | |
|---|--|
| Device Bundle Cost | \$1249.10 |
| Student Subsidy | \$200 |
| Available Edusave Balance <i>(After setting aside for misc fees)</i> | \$500.00 before deduction \$500.00 will be deducted |
| Additional Subsidy | \$499.10 |
| Cash Out-of-pocket | \$50.00 |

For more details on financial assistance, please approach the school.
Each student would receive a personalised bill subsequently.

Funding Support for Singapore Citizen (SC) Students



Funding

SC students whose family's monthly Gross Household Income (GHI) > \$4,400 or monthly Per Capita Income (PCI) > \$1,100, no subsidy will be provided. Parents/Guardians can use their child's/ward's Edusave or cash to defray the device bundle cost.



Funding Scenario: Student C (SC)



| Student C (Not Eligible for Subsidy) GHI > \$4,400 or PCI > \$1,100 | |
|---|--|
| Device Bundle Cost | \$1249.10 |
| Available Edusave Balance <i>(After setting aside for misc fees)</i> | \$500.00 before deduction \$500.00 will be deducted |
| Cash Out-of-pocket | \$749.10 |

For more details on financial assistance, please approach the school.
Each student would receive a personalised bill subsequently.

What's Next?

For Singapore Citizens (SC) Students

| Time Frame | Activity |
|---------------------------------------|--|
| By latest 8 Jan 2024 (Mon) | Submit the following (found in Parents Gateway) (a) Parental Consent for the Purchase of Personal Learning Device (PLD) via the FormSG link (b) Standing Order for Use of Edusave Account via hardcopy (given to your child) on 5 Jan 2024 |
| Term 1 (TBC) | Collection of devices by students |


For Permanent Residents / International Students

| Time Frame | Activity |
|---------------------------------------|---|
| By latest 8 Jan 2024 (Mon) | Submit the following (found in Parents Gateway) (a) Parental Consent for the Purchase of Personal Learning Device (PLD) via the FormSG link |
| 29 Feb 2024 onwards (TBC) | Parent/Guardian to make payment via Giro/cash upon receiving the school bill. |
| Term 1 (TBC) | Collection of devices by students |

HBL Day

Rationale and Key Intended Outcomes of HBL Day

- Encourage students to be self-directed and independent learners
- Develop passionate and intrinsically motivated learners



Features of HBL Day

- Loosely structured for students to be self-directed in their learning
- Dedicated time and space for students to learn at their own pace, explore interests and learn outside the curriculum
- Includes both ICT and non-ICT modes for teaching and learning

HBL Dates in 2024

| Term 1 | HBL Session |
|--------|-------------|
| 12 Jan | HBL 1 |
| 26 Jan | HBL 2 |
| 23 Feb | HBL 3 |
| 8 Mar | HBL 4 |

| Term 2 | HBL Session |
|--------|-------------|
| 12 Apr | HBL 1 |
| 26 Apr | HBL 2 |
| 10 May | HBL 3 |

Term 3 & 4 HBL dates to be confirmed at a later date.

Brief Overview of HBL Plans

| Level | Sec 1 |
|---|---|
| 0740 - 0755 | Morning Zoom with Form Teachers |
| 0800-1200 | Subjects: English Mathematics Science, and/or Mother Tongue Language |
| (Total of about 4 hours, including time for homework) | |
| 1200-1300 | Student-Initiated Learning |



Things to Note

- Students will be given their own email addresses where teachers can send information to.
- Students with no learning devices for 1st HBL day, can loan iPads from the school if required. Limited sets available.

Important Contacts / Helplines

| To access / find out more about... | Contact / Helpline |
|------------------------------------|---|
| This deck of slides | https://www.navalbasesec.moe.edu.sg/ |
| Edusave balance | 6260 0777 |
| Financial assistance | 62571996 |

Frequently Asked Questions & Answers

1. If my child already has his/her own device, do I still need to purchase one from the school?

Your child will not need to purchase another device from the school, provided the current device meets the school needs. For our school, students will require an iPad, Apple Pencil (or any writing device compatible with the iPad), as well as a portable keyboard. However, your child will need to bring the device to school for us to perform a factory reset and install the Device Management App (DMA) in the device. The DMA will allow teachers to ensure teaching and learning takes place during lesson time and address and Cyber Wellness concerns.

2. Can students share one device with their siblings?

For a smooth learning experience, it is strongly encouraged that each student has his/her own device as prescribed by the school. This is because different schools may tap on specific devices for teaching and learning. In addition, the student will be required to use the devices in school daily and for their learning after school, hence it might not be practical to share the device with their siblings.

Frequently Asked Questions & Answers

3. Can students opt not to purchase the device?

Every student is required to have a device for teaching and learning purposes. Students who already have a compatible device will not be required to purchase another device. Students who do not have a compatible device are encouraged to purchase a device.

Singaporean students can tap on their Edusave Account to reduce their out-of-pocket expenses when buying a device under the initiative. MOE has provided a one-off Edusave top-up of \$300 in May 2023 to all eligible Singaporean students in primary and secondary schools. This is on top of the annual Edusave contribution of \$290 for secondary students and \$230 for primary students. For students from lower-income households, MOE will provide further subsidies so that they do not have to incur any out-of-pocket expenses. Students may approach the school if they require financial assistance.

Students who may already have a compatible device and who choose not to purchase the school-prescribed device must first seek approval from the school to pursue this option. In this instance, the school will assist to install a device management application in the student's existing device. Students who do not have a compatible device are encouraged to purchase one.

Frequently Asked Questions & Answers

4. What is the expected shelf life of the device? What happens to the device after the student graduates?

The devices have an average shelf life of 3-4 years, to cover the time a student is in secondary school. The school will uninstall the Device Management Application (DMA) (the DMA restricts the type of applications and websites accessible by students) from the devices upon students' graduation, and students will have full control over their devices afterward. If the student's device needs to be installed with DMA in JC/MI, it can be reinstated.

5. What if a student transfers school? Will the student need to get a new device that the new school is using as a cohort?

If the devices are similar, the student can continue to use his existing PLD. Otherwise, the school can provide support (e.g. loan a device to the student) on a case-by-case basis, so as not to exert unreasonable demands on students to purchase a new device when they already have a fully functional one.

Frequently Asked Questions & Answers

- 6. What happens if the device is stolen/lost? Does the contract include insurance? If so, what is covered under the insurance?**

The iPad bundle will come with the enhanced device bundle with 3-year insurance and 3-year warranty, which allows for two repairs or one replacement. The insurance coverage is only applicable to for situations of damages and loss where the student has taken precautions to safeguard the device. Please note that the insurance covers only the device (iPad) and not the accessories (i.e. Apple Pencil, Keypad etc)

- 7. If an accessory e.g. Apple pencil goes missing, how do we replace it?**

Parents can buy replacement accessories from the Contractor Portal but Edusave cannot be used.

Frequently Asked Questions & Answers

- 8. If the child already has an iPad but no Apple Pencil and Keyboard, will he/she be allowed to buy just the accessories with Edusave?**

Edusave can only be used to purchase accessories together with the iPad, and cannot be utilised to purchase accessories alone. Students with existing compatible iPads but without Apple Pencil and/or keyboard can explore purchasing a stylus and keyboard from IT shops.

- 9. If my child is an IS/PR/does not have (enough) Edusave funds, are there any other subsidies that we can apply for this purchase?**

We are pending MOE's advice with regards to funding matters for PDLP, and will work with parents on a case-by-case basis. If you have any queries with regards to this, please contact our admin office at 62571996 or via email at nbss@moe.edu.sg.



NAVAL
BASE
SECONDARY
SCHOOL



THANK YOU

LEADERS OF
CHARACTER
SCHOOL OF
EXCELLENCE