



Just In Time

Information on the Post-Secondary
Education Pathways available
(JC/CI, Polys/LaSalle/NAFA and ITEs)





**“Those who have knowledge, don't predict.
Those who predict, don't have knowledge.”**

Lao Tzu (Father of Taosim)





Release of 'O' Level Results

Remind your colleagues and students that there are *many routes to success*. There is an education option that fits the needs and abilities of all students.

It may just mean taking the road less travelled.





What are the various Secondary School tracks available?

3 MAIN TYPES OF TRACKS

1. Junior Colleges (JCs) or Millennia Institute

Prepares students for the GCE 'A' level examination



3) Institute of Technical Education (ITE)

Equips students with technical knowledge and skills relevant to the industry.

2. Polytechnics/LaSalle/NAFA

Trains students with relevant skills for the workplace in a knowledge-based economy.





Junior Colleges (JCs) & Millennia Institute

Prepares students for
'A' levels and tertiary
education

Length of study:

JCs – 2 years

MI – 3 years

Cut off Points:

To enter a JC:

L1R5 must be ≤ 20

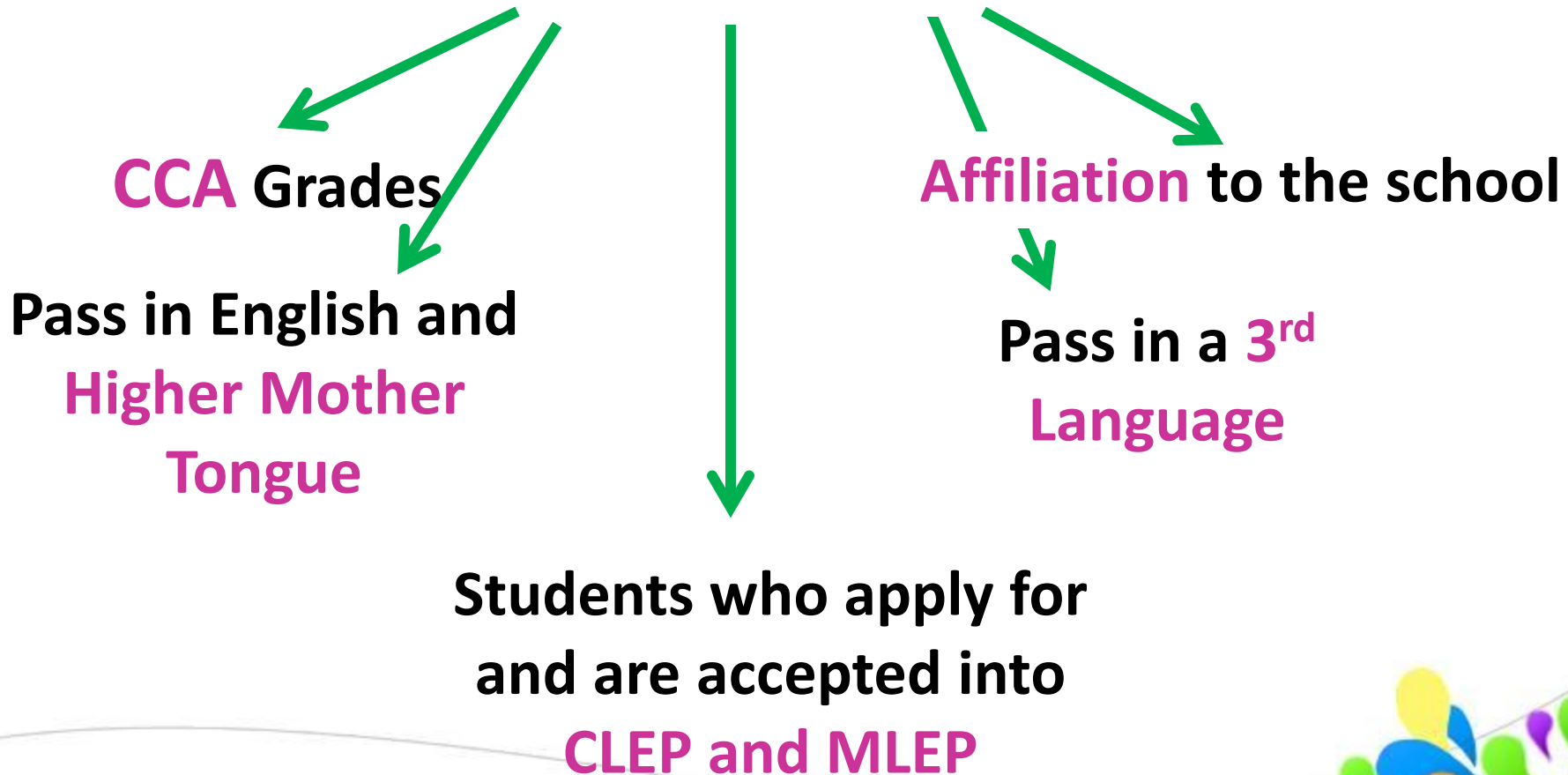
To enter MI:

L1R4 must be ≤ 20





Sources of Bonus Points to offset L1R5 or L1R4





Polytechnics/LaSalle/NAFA

Courses are **market driven**
and **career oriented**



SINGAPORE
POLYTECHNIC



 **TEMASEK**
POLYTECHNIC
bringing education to life and life to education

Students **graduate with a**
Diploma

 **Nanyang**
Polytechnic

 **NGEE ANN**
POLYTECHNIC

Ready to enter the
workforce

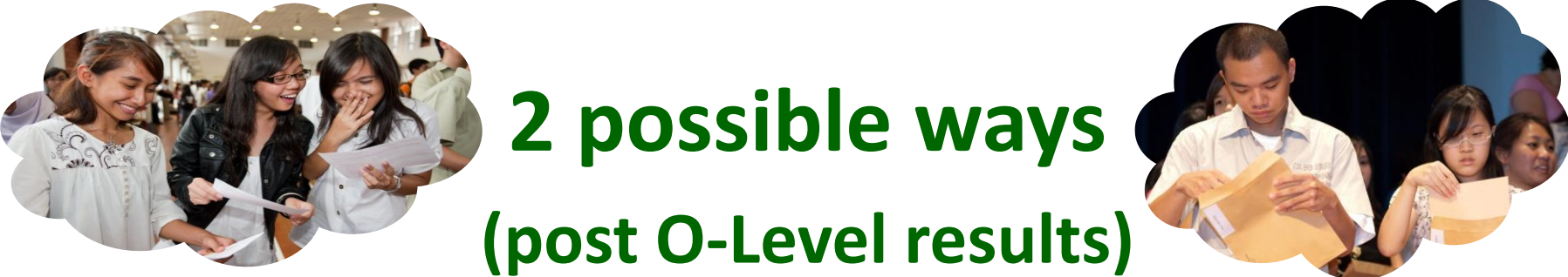
 **REPUBLIC**
POLYTECHNIC

 **LASALLE**[®]







How can I get into a Poly/Lasalle/NAFA?



2 possible ways
(post O-Level results)



Using O Level results
– Joint Admissions
Exercise (**JAE**)



Through the Joint
Polytechnic Special
Admissions Exercise
(JPSAE)





How can I get into a Poly/Lasalle/NAFA?

Using O Level results – Joint Admissions Exercise (**JAE**)

ELR2B2 is used for admissions into the Polytechnics.

- English Language
- 2 RELEVANT subjects** for the course applied for
- 2 other best subjects

Students must also qualify for the Min Entry Requirements for the course they want to pursue





How can I get into a Poly/LaSalle/NAFA?

Through the Joint Polytechnic Special Admissions Exercise (**JPSAE**)

Requirements:

Demonstration of **strong passion** and/or **aptitude** for a particular course

Outstanding talents/achievements in leadership, community service, entrepreneurship, sports, artistic and creative areas





How can I get into a Poly/Lasalle/NAFA?

Through the Joint Polytechnic Special Admissions Exercise (**JPSAE**)

Who should apply: Students with **special aptitude and talents**, strong CCA records or who are outstanding in sports or community service contribution

Application: after the release of the O-level results.





Institute of Technical Education (ITE)

Institute of Technical Education

Log In | Feedback | Contact Us | FAQ

NEWSROOM | CAREERS @ ITE | ITE GLOBAL | TESTS | 100% EMPLOYMENT | PART-TIME STUDENTS | COLLEGE | EMPLOYERS & INDUSTRY PARTNERS

20001
ITE

WE BRING YOU THE BEST

WE BRING YOU THE BEST

WE BRING YOU THE BEST

frush.sg

1 2 3 4 5 6

APPLY FOR ITE COURSES

ITE Exam Results

ITE Endowment Fund

worldskills





Institute of Technical Education (ITE)

Courses that meet economic and global demands

Numerous partnerships with key industry players

Preparing you for a promising career





Institute of Technical Education (ITE)

For students with an aptitude for **hands-on learning**





Private Education

For students who wish to pursue their studies at private institutions, please refer to the Council for Private Education.



<http://www.cpe.gov.sg/>





Consider the **5P's** when selecting a course of study

Personal Characteristics

1. How does the course of study play up to your strengths, interests, learning styles and passions?
2. Will the course you have selected prepare you for your career aspirations?

Practicalities

1. What are the academic and non-academic entry requirements of the school/course you are applying for?
2. Does your aggregate score (L1R5/L1R4/ELR2B2) meet the minimum entry requirement for your desired course?





Consider the **5P's** when selecting a course of study

Progression Opportunities

1. What will your qualification allow you to do after graduation?
2. What is the industry outlook for the course of your choice?

People

1. Who influences your decision making with regards to your education options and tentative career choice?
2. What kind of objective guidance, perspective or support can they provide you to help you make a more informed choice?





Consider the **5P's** when selecting a course of study

Plan

1. Plan ahead, where do you see yourself 3 years from now?
2. What actions can you take to increase the likelihood of reaching your destination?





Things to Consider

Everyone has their own learning style, strengths, needs and interests...

Find an educational pathway which helps you optimize your potential





Things to Consider

Question for thought:

Which education pathway will best cater to my aptitudes and needs as a learner?





Key Messages

1. Our **education system** is becoming more **diverse** and complex to cater to different abilities, needs and talents of students
2. **Finding the best fit** education pathway (based on their needs, aptitudes, learning styles etc) for the child is most important
3. **No pathway is superior** to another

